

Scaled data based on original data using
LM-79-08 Approved Method: Electrical and Photometric Measurements of Solid-
State Lighting Products

Test Report Prepared for
Cooper Lighting Solutions
(formerly Eaton)

Brand: McGRAW-EDISON

Report Number: P595153

Luminaire Tested: **IST-PA1C-760-U-5WQ**

Issue Date: 3/22/2022

Test Information

Test Method: LM-79-08
Report Number: P595153
TEST IS SCALED FROM IESNA LM-79-08 TEST DATA (G1-2201-510-14)
Test Lab: INNOVATION CENTER
Issue Date: 3/22/2022
Manufacturer: COOPER LIGHTING SOLUTIONS (FORMERLY EATON)
Product Line: McGRAW-EDISON
Catalog Number: IST-PA1C-760-U-5WQ
Description: IMPACT ELITE LED TRAPEZOID LUMINAIRE
(1) 70 CRI, 5700K, 615mA LIGHT ENGINE WITH 24 LEDS AND TYPE V WIDE OPTICS
Light Source: -
Ballast/Driver: ELECTRONIC DRIVER

Summary

Lumens per Lamp: N/A
Luminaire Lumens: 6822 lumens
Efficiency: N/A
Efficacy: 141.2 lumens/watt
Luminous Opening: Rectangular (W 0.75' x L: 0.5' x H: 0')
IES Classification: Type V - Medium
BUG Rating: B3 - U0 - G2

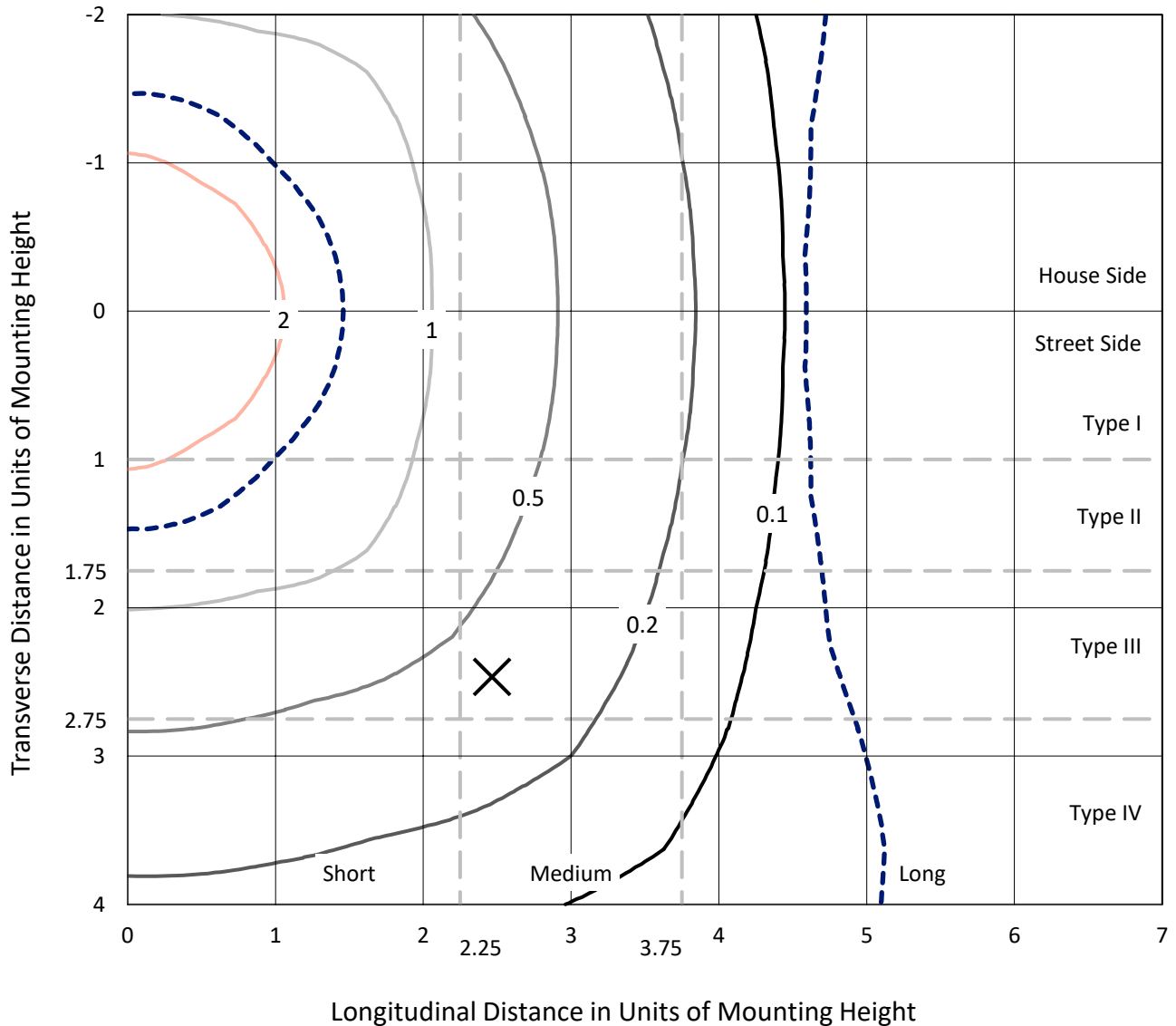
Input Watts (W): 48.3
Input Voltage (V): NR
Input Current (Ain): NR
Voltage Rise (V): NR
Power Factor: NR
Total Harmonic Distortion (THDi): NR
Frequency (hertz): 60
Stabilization Time: NR
Operation Time: NR
Ambient Temperature (°C): NR
Test Distance: 28.75 FT



REPORT NUMBER: P595153
 CATALOG NUMBER: IST-PA1C-760-U-5WQ

Iso-Footcandle Lines of Horizontal Illumination

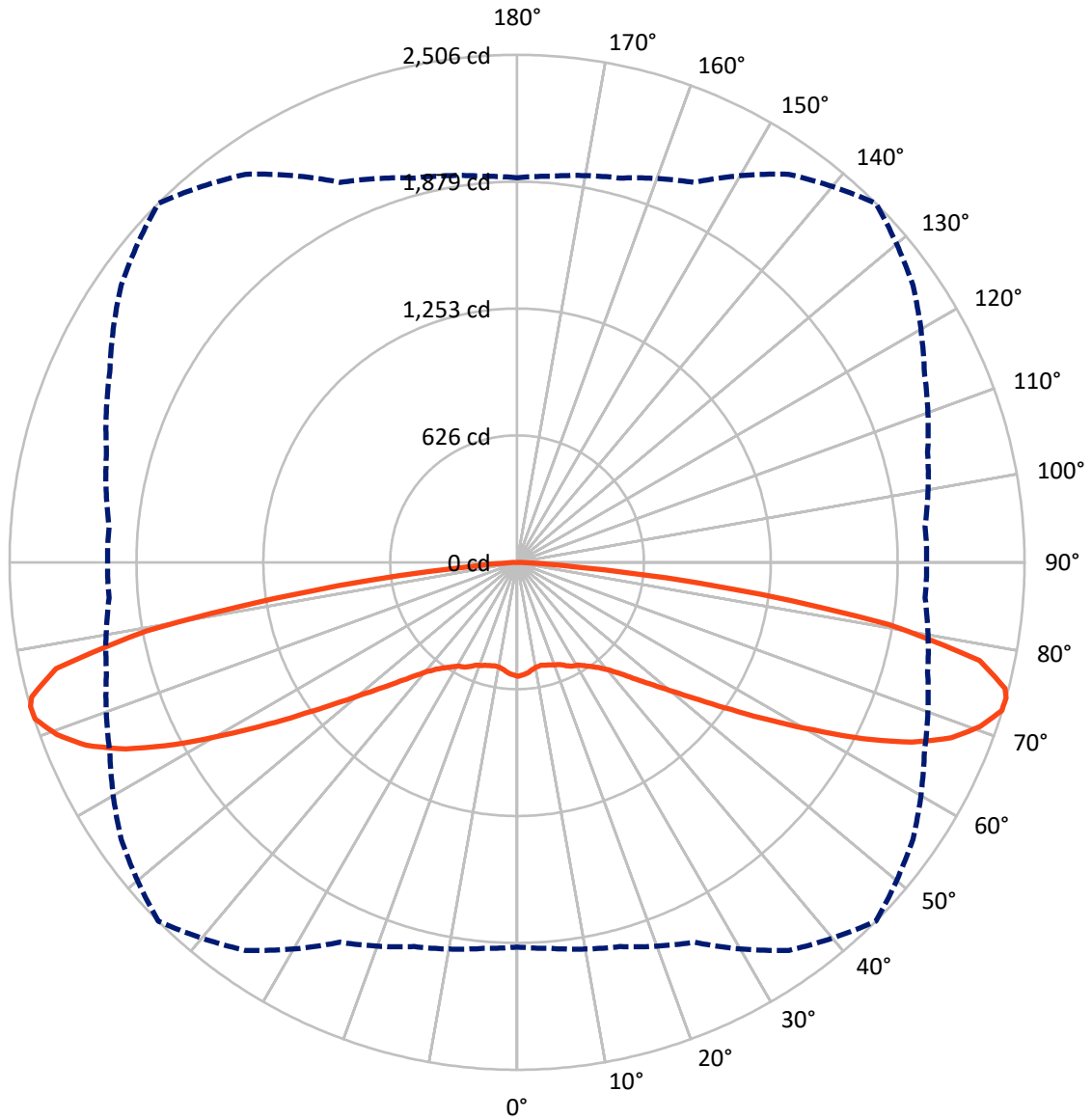
✕ Max cd
 - - - 1/2 Max cd



Based on 12 foot mounting height. Maximum calculated value = 3.9 fc
 Type V - Medium - N/A

REPORT NUMBER: P595153
CATALOG NUMBER: IST-PA1C-760-U-5WQ

Luminous Intensity Polar Plot



— Vertical Plane Through 45-Deg Lateral - - - Horizontal Cone Through 74-Deg Vertical

REPORT NUMBER: P595153
 CATALOG NUMBER: IST-PA1C-760-U-5WQ

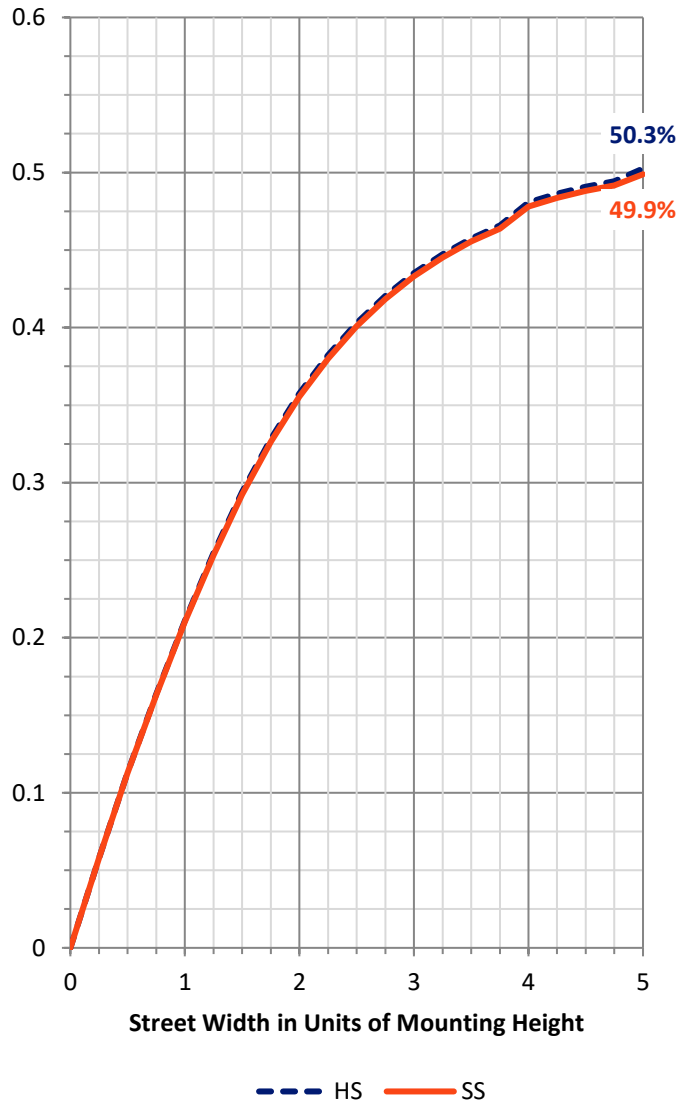
FLUX DISTRIBUTION:

		Downward	Upward	Total
House Side	Lumens	3411.0	0.0	3411.0
	% Fixture	50.0	0.0	50.0
Street Side	Lumens	3411.0	0.0	3411.0
	% Fixture	50.0	0.0	50.0
Total	Lumens	6822.0	0.0	6822.0
	% Fixture	100.0	0.0	100.0

ZONAL LUMENS:

Zone	Lumens	% Fixture
0°-10°	51.6	0.8
10°-20°	151.1	2.2
20°-30°	261.0	3.8
30°-40°	399.8	5.9
40°-50°	650.4	9.5
50°-60°	1127.9	16.5
60°-70°	1867.9	27.4
70°-80°	2021.1	29.6
80°-90°	291.3	4.3
90°-100°	0.0	0.0
100°-110°	0.0	0.0
110°-120°	0.0	0.0
120°-130°	0.0	0.0
130°-140°	0.0	0.0
140°-150°	0.0	0.0
150°-160°	0.0	0.0
160°-170°	0.0	0.0
170°-180°	0.0	0.0
0°-90°	6822.0	100.0
0°-180°	6822.0	100.0

Coefficient of Utilization

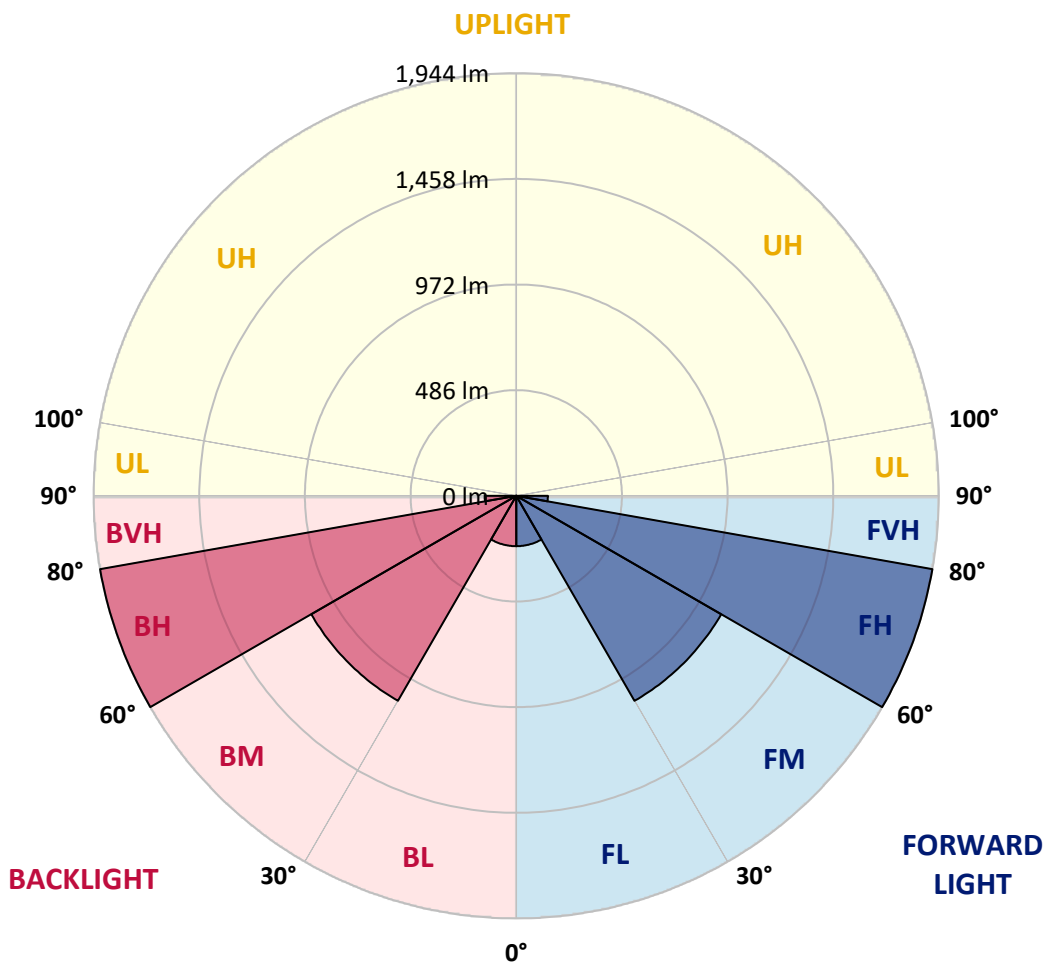


REPORT NUMBER: P595153
 CATALOG NUMBER: IST-PA1C-760-U-5WQ

LUMINAIRE CLASSIFICATION SYSTEM LUMEN TABLE AND BUG RATING:

Zone	Lumens	% Fixture	Zone Rating/Lumen Limit		
			B	U	G
FL (0°-30°)	231.9	3.4			
FM (30°-60°)	1089.0	16.0			
FH (60°-80°)	1944.5	28.5			G2/5000
FVH (80°-90°)	145.6	2.1			G2/225
BL (0°-30°)	231.9	3.4	B1/500		
BM (30°-60°)	1089.0	16.0	B2/2500		
BH (60°-80°)	1944.5	28.5	B3/2500		G2/5000
BVH (80°-90°)	145.6	2.1			G2/225
UL (90°-100°)	0.0	0.0		U0/0	
UH (100°-180°)	0.0	0.0		U0/0	

BUG Rating: B3-U0-G2
 Type V Medium





REPORT NUMBER: P595153
 CATALOG NUMBER: IST-PA1C-760-U-5WQ

CANDELA DISTRIBUTION (FULL):

	0°	5°	15°	25°	35°	45°	55°	65°	75°	85°	90°
0°	562.8	562.8	562.8	562.8	562.8	562.8	562.8	562.8	562.8	562.8	562.8
2.5°	554.7	556.3	556.3	554.7	556.3	556.3	556.3	557.9	556.3	559.5	557.9
5°	546.6	546.6	548.2	546.6	546.6	548.2	546.6	549.8	548.2	551.4	548.2
7.5°	533.6	533.6	533.6	533.6	535.2	535.2	535.2	538.5	538.5	538.5	536.8
10°	530.4	528.7	528.7	525.5	525.5	525.5	523.9	528.7	530.4	533.6	532.0
12.5°	532.0	532.0	528.7	525.5	523.9	522.2	522.2	527.1	532.0	533.6	533.6
15°	538.5	538.5	533.6	527.1	527.1	527.1	525.5	527.1	535.2	538.5	535.2
17.5°	543.3	541.7	536.8	533.6	533.6	532.0	532.0	532.0	536.8	541.7	541.7
20°	551.4	551.4	545.0	541.7	541.7	540.1	538.5	536.8	541.7	548.2	546.6
22.5°	562.8	559.5	554.7	551.4	549.8	548.2	545.0	546.6	549.8	554.7	554.7
25°	570.9	570.9	566.0	564.4	566.0	566.0	561.2	557.9	559.5	564.4	564.4
27.5°	574.1	574.1	570.9	570.9	577.4	580.6	574.1	567.7	564.4	569.3	567.7
30°	587.1	587.1	583.9	582.3	587.1	588.7	585.5	580.6	579.0	583.9	582.3
32.5°	609.8	608.2	603.3	598.5	600.1	608.2	601.7	600.1	600.1	605.0	606.6
35°	635.8	632.5	627.7	622.8	624.4	632.5	626.0	626.0	627.7	634.2	634.2
37.5°	673.1	669.8	663.3	652.0	650.4	660.1	658.5	660.1	666.6	669.8	673.1
40°	713.6	712.0	703.9	694.2	692.5	699.0	700.7	703.9	710.4	713.6	715.2
42.5°	772.0	768.8	755.8	746.1	744.4	752.6	755.8	759.0	767.2	770.4	773.6
45°	843.4	841.8	827.2	815.8	810.9	822.3	822.3	825.5	833.6	840.1	840.1
47.5°	921.2	919.6	908.3	895.3	896.9	905.0	903.4	905.0	911.5	918.0	922.9
50°	1008.8	1003.9	991.0	987.7	995.8	1003.9	997.5	995.8	1005.6	1008.8	1007.2
52.5°	1104.5	1099.6	1093.1	1093.1	1112.6	1127.2	1122.3	1107.7	1107.7	1106.1	1104.5
55°	1218.0	1214.8	1213.2	1221.3	1253.7	1282.9	1265.1	1237.5	1226.1	1219.7	1222.9
57.5°	1336.4	1328.3	1342.9	1360.8	1425.6	1467.8	1440.2	1388.3	1372.1	1359.1	1352.6
60°	1456.4	1453.2	1474.3	1516.5	1608.9	1680.3	1643.0	1557.0	1527.8	1498.6	1498.6
62.5°	1573.2	1570.0	1600.8	1665.7	1811.6	1917.1	1848.9	1740.3	1683.5	1639.7	1633.2
65°	1714.3	1709.5	1743.5	1813.3	2007.9	2140.9	2054.9	1912.2	1844.1	1784.1	1776.0
67.5°	1829.5	1829.5	1874.9	1960.9	2173.3	2312.8	2205.8	2082.5	2003.0	1941.4	1934.9
70°	1939.8	1949.5	1983.6	2067.9	2299.8	2426.3	2329.0	2218.7	2147.4	2085.7	2079.3
72.5°	1986.8	1999.8	2033.8	2116.6	2355.0	2502.6	2389.0	2262.5	2186.3	2124.7	2116.6
74°	1899.2	1913.8	1964.1	2069.5	2338.8	2505.8	2385.8	2218.7	2098.7	2022.5	2022.5
75°	1800.3	1819.8	1879.8	1993.3	2304.7	2488.0	2351.7	2149.0	1981.9	1892.7	1897.6
77.5°	1388.3	1430.5	1495.4	1673.8	2067.9	2335.5	2090.6	1724.1	1456.4	1323.5	1320.2
80°	395.7	454.1	601.7	999.1	1571.6	1860.3	1535.9	1020.2	720.1	548.2	527.1
82.5°	95.7	111.9	154.1	282.2	671.5	1051.0	760.7	334.1	201.1	131.4	105.4
85°	40.5	43.8	69.7	97.3	184.9	279.0	176.8	113.5	82.7	37.3	35.7
87.5°	14.6	16.2	26.0	26.0	38.9	22.7	40.5	27.6	29.2	9.7	9.7
90°	0.0	0.0	0.0	0.0	0.0	0.0	0.0	0.0	0.0	0.0	0.0

(END OF REPORT)